



EX-POWER® Universal Chuck


泛用型夾頭





- Suitable for every kind of machine tool cutters.
- Capable of drilling, tapping and twist milling etc.
- The best sharp weapon against the depressed economic.
- Special structure with worldwide patents.
- Able to clamp the tool for two-way machining.

- 適合所有類型的切削工具機。
- 能鑽孔、攻牙、銑床加工。
- 是打擊低迷景氣最好的利器。
- 獨特設計，全球專利。
- 能雙向轉動夾持刀具。



#600 HOOK WRENCH DIN1810A

勾扳手

CODE NO 型號	SIZE 尺寸	WEIGHT g 重量
6000000-05	8mm	100
6000001-10	13mm	160
6000000-15	16mm	250



Integral universal chucks

一體式夾頭操作說明



鎖緊



鬆開



Clockwise(CW) 順時針方向



Counter-clockwise(CCW)
逆時針方向



#610 EX-POWER® Interchangeable Series 互換系列

These chucks are specially designed for application in CNC drill chucks with the highest engineering standards. The female thread inside the short type BT makes it firmly screwed together with CNC machine

- With integrated design, the drill chuck heads once screwed together with tool holder shank will never be disengaged from it.
- Great rigidity due to the special design.
- Excellent performance and reliability.
- High durability and easy to operate.
- Superb accuracy is guaranteed because of 100% inspection and strict quality control.
- All the drill chucks are capable combined with SK, ISO, BT, VDI, HSK tool holder.



此類夾頭是特別設計，應用於高工程標準的CNC鑽夾頭。

BT型內螺紋可與CNC車床緊密鎖上。

- 一體設計，鑽夾頭與刀把鎖緊不鬆脫。
- 特殊設計，有良好的剛性。
- 性能優異，值得信賴。
- 耐磨損，容易操作。
- 精度準確：經嚴格品質控管。
- 此系列所有鑽夾頭皆可適用SK, ISO, BT, VDI, HSK刀桿。

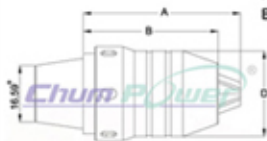


Fig. 1



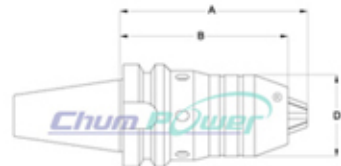
Fig. 2

CODE NO 型號	SCREW & CHUCK SIZE 螺絲x夾頭尺寸	CAPACITY 夾持量		DIMENSIONS 規格		
		mm	Inch	CLOSED A/mm 閉	OPEN B/mm 開	SLEEVE D/mm 外徑
61005	M8*8MM	0-8	0-5/16	64.7	56	37.5
61010	M8*8MM	0-8	0-5/16	64.7	56	37.5
61015	M8*13MM	0-13	0-1/2	84.2	57.3	50
61025	M8*16MM	3-16	1/8-5/8	90.5	77.5	57

*Custom-Built products are available on request. *特製品可依客戶需求訂製

#620 EX-POWER® JIS B6339 / MAS 403 BT 一體式設計
Integrated / Monoblock Design

- Designed to maximize drill chuck rigidity and precision on machine centers with automatic tool changer.
- The shank and Universal Drill Chuck are combined as one body, so that the Drill Chuck will not be fallen out when heavy cutting performed.
- The drill will not be dropped out when the main spindle of machine instantly stops.
- High precision can be maintained over a long period of time.
- 設計功能一能增強鑽夾頭的堅固性及精準性，於使用綜合加工中心機的換刀系統。
- 刀柄和鑽夾頭結合為一體。即使是作重切削的加工，鑽夾頭也不會脫落。
- 即使機器主軸立即停止，刀具也不會因此脫落。
- 超過長時間的使用，此夾頭仍保持高精度。



CODE NO 型號	MOUNT TYPE 組裝型式	SIZE 尺寸	CAPACITY 夾持量		DIMENSIONS 規格		
			mm	Inch	CLOSED A/mm 閉	OPEN B/mm 開	SLEEVE D/mm 外徑
62005	BT30	8mm	0-8	0-5/16	92	83	37.5
62010	BT30	13mm	0-13	0-1/2	115	102	50
62015	BT40	8mm	0-8	0-5/16	96	87	37.5
62020	BT40	13mm	0-13	0-1/2	115	102	50
62025	BT40	16mm	3-16	1/8-5/8	121.5	108.5	57

*Custom-Built products are available on request. *特製品可依客戶需求訂製

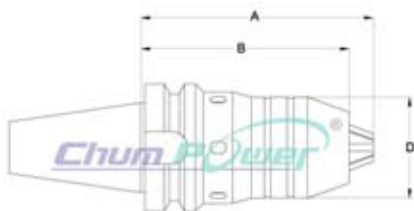
EX-POWER® UNIVERSAL CHUCK

#622 EX-POWER®

BT/JIS B6339/ Series 組接式設計
Screwed in One-Piece BT/JIS B6339 系列



- Designed to maximize drill chuck rigidity and precision on machine centers with automatic tool changer.
- High precision can be maintained over a long period of time.
- 設計功能—能增強鑽夾頭的堅固性及精準性，於使用綜合加工中心機的換刀系統。
- 超過長時間的使用，此夾頭仍保持高精度。



CODE NO 型號	MOUNT TYPE 組接型式	SIZE 尺寸	CAPACITY 夾持量		DIMENSIONS 規格		
			mm	inch	CLOSED A/mm 閉	OPEN B/mm 開	SLEEVE D/mm 外徑
62230	BT50	8mm	0-8	0-5/16	106	98	37.5
62235	BT50	13mm	0-13	0-1/2	126.2	115.5	50
62240	BT50	16mm	3-16	1/8-5/8	132.5	119.5	57

*Custom-Built products are available on request. *特製品可依客戶需求訂製