



Drill Chuck

夾頭系統



#112 Key Type Taper Mount (錐孔) Medium duty model 中型系列



4MTP-JT0



6MTP-D5



K Style



S Style

Complete range of various capacities, suitable for professional use on portable and percussion drills.

擁有可涵蓋各種夾持力之完整性 · 適用於可攜式電鑽之專業用途。

Description 型號 Code No.	Size 尺寸	Capacity 夾持力		Taper Mount No. DIN or Jacobs	Length (mm) 長度		Outer Dia (mm) 外徑	Weight (g) 重量	Key Size 適用板手
		mm	inch		Open 三爪(開)	Closed (關)			
11200	4MTP	0.3-4	1/64-5/32	JT0	28	35	22	50	T0
11201	6MTP	0.3-6.0	1/64-1/4	D5	34	43	28	90	T1D
11201-1K	6MTP	0.3-6.5	1/64-1/4	JT1	40	50	32	150	T1
11201-2K	6MTP	0.3-6.5	1/64-1/4	B10	40	50	32	150	T1
11202-0K	10MTP	0.3-10	1/64-3/8	JT1	51	63	37	230	T2
11202-1K	10MTP	0.3-10	1/64-3/8	JT2S	51	63	37	230	T2
11202-2K	10MTP	0.3-10	1/64-3/8	B12	51	63	37	230	T2
11203-K	13MTP	0.3-13	1/64-1/2	JT2	63	77	45	420	T2-1
11204-K	13MTP	0.3-13	1/64-1/2	JT33	63	77	45	420	T2-1
11205-K	13MTP	0.3-13	1/64-1/2	JT6	63	77	45	420	T2-1
11206-K	13MTP	0.3-13	1/64-1/2	B16	63	77	45	420	T2-1
11207-1K	16MTP	0.3-16	1/64-5/8	JT3	78	93	55	725	T3
11207-2K	16MTP	0.3-16	1/64-5/8	JT6	78	93	55	725	T3
11207-3K	16MTP	0.3-16	1/64-5/8	B18	78	93	55	725	T3
11207-4K	16MTP	0.3-16	1/64-5/8	B16	78	93	55	725	T3

K: knurled 押花花紋

Description 型號 Code No.	Size 尺寸	Capacity 夾持力		Taper Mount No. DIN or Jacobs	Length (mm) 長度		Outer Dia (mm) 外徑	Weight (g) 重量	Key Size 適用板手
		mm	inch		Open 三爪(開)	Closed (關)			
11201-1S	6MTP	0.3-6.5	1/64-1/4	JT1	40	50	32	150	T1
11201-2S	6MTP	0.3-6.5	1/64-1/4	B10	40	50	32	150	T1
11202-0S	10MTP	0.3-10	1/64-3/8	JT1	51	63	37	230	T2
11202-1S	10MTP	0.3-10	1/64-3/8	JT2S	51	63	37	230	T2
11202-2S	10MTP	0.3-10	1/64-3/8	B12	51	63	37	230	T2
11202-3S	10MTP	0.3-10	1/64-3/8	JT2	51	63	37	230	T2
11203-S	13MTP	0.3-13	1/64-1/2	JT2	63	77	45	420	T2-1
11204-S	13MTP	0.3-13	1/64-1/2	JT33	63	77	45	420	T2-1
11205-S	13MTP	0.3-13	1/64-1/2	JT6	63	77	45	420	T2-1
11206-S	13MTP	0.3-13	1/64-1/2	B16	63	77	45	420	T2-1
11207-2S	16MTP	0.3-16	1/64-5/8	JT6	78	93	55	725	T3

S: straight 直紋



#113 Key Type Taper Mount (錐孔) Heavy duty model 重型系列

Heavy duty industrial design with exceptional quality, suitable for high precision machines, like, bench, CNC, pedestal drilling machine, milling machine, etc. Totally hardened and ground components ensure high accuracy, durability and gripping power.

附有特別優良品質之工業（工學）設計·適用於高精密機械，如：檯式鑽床、CNC、旋臂鑽床、銑床等，它完全堅固耐用的組成必能確保高精度，高耐力且高夾持力之品質。



K Style



S Style
Heavy duty model #113

Description 型號 Code No.	Size 尺寸	Capacity 夾持力		Taper Mount No. DIN or Jacobs	Length (mm) 長度		Outer Dia (mm) 外徑	Weight (g) 重量	Key Size 適用板手
		mm	inch		Open 三爪(開)	Closed (關)			
11301-1	6HTP	0.3-6.5	1/64-1/4	JT1	50	63	37	250	T2
11301-2	6HTP	0.3-6.5	1/64-1/4	B10	50	63	37	250	T2
11303-1	10HTP	0.3-10	1/64-3/8	JT2S	55	68	45	380	T2-1
11303-2	10HTP	0.3-10	1/64-3/8	JT33	55	68	45	380	T2-1
11303-3	10HTP	0.3-10	1/64-3/8	B12	54	68	45	380	T2-1
11303-4	10HTP	0.3-10	1/64-3/8	JT1	54	68	45	380	T2-1
11304-1	13HTP	0.3-13	1/64-1/2	JT33	68.5	84	52	635	T3
11304-2	13HTP	0.3-13	1/64-1/2	JT6	68.5	84	52	635	T3
11304-3	13HTP	0.3-13	1/64-1/2	B16	68.5	84	52	635	T3
11304-4	13HTP	0.3-13	1/64-1/2	JT2	68.5	84	52	635	T3
11305-1	16HTP	0.3-16	1/64-5/8	JT6	78	95	55	950	T3
11305-2	16HTP	0.3-16	1/64-5/8	JT3	78	95	55	950	T3
11305-3	16HTP	0.3-16	1/64-5/8	B18	78	95	55	950	T3
11305-4	16HTP	0.3-16	1/64-5/8	B16	78	95	55	950	T3
11306-1	19HTP	0.3-20	1/64-3/4	JT3	99	120	75	1965	T4
11306-2	19HTP	0.3-20	1/64-3/4	JT4	99	120	75	1965	T4
11306-3	19HTP	0.3-20	1/64-3/4	B22	99	120	75	1965	T4

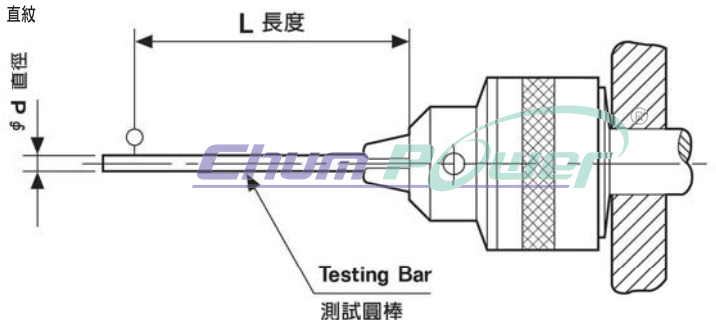
K: knurled 押花紋

Description 型號 Code No.	Size 尺寸	Capacity 夾持力		Taper Mount No. DIN or Jacobs	Length (mm) 長度		Outer Dia (mm) 外徑	Weight (g) 重量	Key Size 適用板手
		mm	inch		Open 三爪(開)	Closed (關)			
11301-1S	6HTP	0.3-6.5	1/64-1/4	JT1	49.5	62	37	250	T2
11301-2S	6HTP	0.3-6.5	1/64-1/4	B10	49.5	62	37	250	T2
11304-1S	13HTP	0.3-13	1/64-1/2	JT33	68.5	84	52	620	T3
11304-2S	13HTP	0.3-13	1/64-1/2	JT6	68.5	84	52	620	T3
11304-3S	13HTP	0.3-13	1/64-1/2	B16	68.5	84	52	620	T3
11305-1S	16HTP	0.3-16	1/64-5/8	JT6	78	95	55	950	T3
11305-2S	16HTP	0.3-16	1/64-5/8	JT3	78	95	55	950	T3
11305-3S	16HTP	0.3-16	1/64-5/8	B18	78	95	55	950	T3
11306-2S	19HTP	0.3-20	1/64-3/4	JT4	99	120	75	1965	T4

S: straight 直紋

Key Type Drill Chuck Run Out Table Key Type 鑽夾頭同心度檢驗表

Size	H duty				
	6H	10H	13H	16H	19H
φ d	6	10	12	15	18
L	65	85	110	120	130
↗	0.08				



#114 Key Type Thread Mount (螺紋) Light duty model 輕型系列



Light duty model #114

Description 型號 Code No.	Size 尺寸	Capacity 夾持力		Taper Mount	Length (mm) 長度		Outer Dia (mm) 外徑	Weight (g) 重量	Key Size 適用板手
		mm	inch		Open 三爪(開)	Closed (關)			
11400	6LTH	0.3-6.5	1/64-1/4	3/8-24UNF	38	49	33.5	100	L1/TK
11402-1A	13LTH	2-13	5/64-1/2	1/2-20UNF	56	70	42	270	L2/T2K
11402-2A	13LTH	2-13	5/64-1/2	3/8-24UNF	56	70	42	270	L2/T2K

#115 Key Type Thread Mount (螺紋) Medium duty model 中型系列



K Style



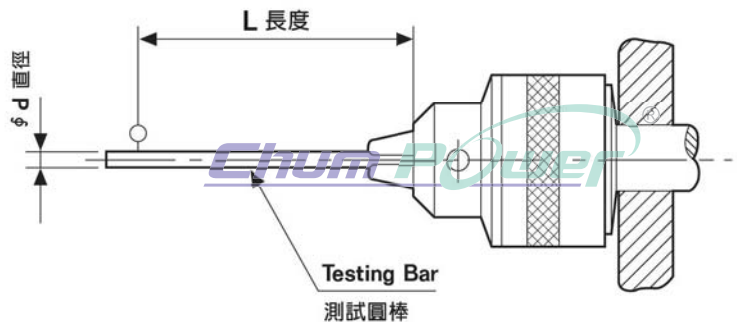
S Style

Description 品名 型號 Code No.	Size 尺寸	Capacity 夾持力		Thread Mount	Length (mm) 長度		Outer Dia (mm) 外徑	Weight (g) 重量	Key Size 適用板手
		mm	inch		Open 三爪(開)	Closed (關)			
11500-K	4MTH	0.3-4	1/64-5/32	3/8-24UNF	28	35	22	50	T0
11500-1K	4MTH	0.3-4	1/64-5/32	1/4-40SM	28	35	22	50	T0
11501-K	6MTH	0.3-6.5	1/64-1/4	3/8-24UNF	40	50	32	160	T1
11502-K	10MTH	0.3-10	1/64-3/8	1/2-20UNF	51	63	37	230	T2
11503-K	10MTH	0.3-10	1/64-3/8	3/8-24UNF	51	63	37	230	T2
11506-K	13MTH	0.3-13	1/64-1/2	1/2-20UNF	63	77	45	450	T2-1
11507-K	13MTH	0.3-13	1/64-1/2	3/8-24UNF	63	77	45	450	T2-1
11509-K	16MTH	0.3-16	1/64-5/8	5/8-16UNF	78	93	55	740	T3
11510-K	16MTH	0.3-16	1/64-5/8	1/2-20UNF	78	93	55	740	T3


Description 品名 型號 Code No.	Size 尺寸	Capacity 夾持力		Thread Mount	Length (mm) 長度		Outer Dia (mm) 外徑	Weight (g) 重量	Key Size 適用板手
		mm	inch		Open 三爪(開)	Closed (關)			
11501-S	6MTH	0.3-6.5	1/64-1/4	3/8-24UNF	40	49	32	160	T1
11502-S	10MTH	0.3-10	1/64-3/8	1/2-20UNF	51	63	37	230	T2
11503-S	10MTH	0.3-10	1/64-3/8	3/8-24UNF	51	63	37	230	T2
11506-1	13MTH-S	2-13	5/64-1/2	1/2-20UNF	60	72	43	360	T2-1
11506-S	13MTH	0.3-13	1/64-1/2	1/2-20UNF	63	77	45	450	T2-1
11507-S	13MTH	0.3-13	1/64-1/2	3/8-24UNF	63	77	45	450	T2-1
11509-S	16MTH	0.3-16	1/64-5/8	5/8-16UNF	78	93	55	740	T3

Key Type Drill Chuck Run Out Table Key Type 鑽夾頭同心度檢驗表

Size	M duty				
	4M	6M	10M	13M	16M
φ d	3	6	10	12	15
L	30	65	85	110	120
↗	0.15				



#116 Key 板手 Key model 板手系列



Code No. 型號	Size 尺寸	Pilot Size 板手頭大小	Weight (g) 重量	Used on 適用於
11601	T0	φ 3.2	16	4MTP
11602	T1	φ 4	40	6MTP,6MTH
11602-1	T1D	φ 4	16	D5
11602-2	T1P	φ 4	40	6HTP
11603	TK	φ 6	18	10LTH,6LTH
11604	L1	φ 6	18	10LTH,6LTH
11605	T2	φ 5.5	45	10MTP,10MTH,6HTP
11606	T2-1	φ 6.5	50	13MTP,13MTH,10HTP
11606-1	T2P	φ 6.5	55	13MTP,13MTH,10HTP
11607	T2K	φ 7	50	13LTH
11608	L2	φ 7	50	13LTH
11609	T3	φ 8	75	16MTP,13HTP,16HTP,16MTH
11609-1	T3P	φ 8	75	13HTP,16HTP
11610	T4	φ 9.5	140	19HTP
11610-1	T4P	φ 9.5	160	19HTP
11611	T2S	φ 6.5	42	13MTP,13MTH,10HTP
11612	T3S	φ 8	77	13MTP,16MTP,16HTP,16MTH
11613	S1	φ 6	42	D13
11614	S2	φ 6	50	D15

#122 Keyless Taper Mount (錐孔) Special Heavy duty model 特重型系列

Extremely high accuracy and precision design, suitable for CNC machines and machine center. All parts are ground, heat treated, surface treated and under specific QC condition.

十分高精密之設計，適用於CNC及綜合切削機。所有構成部份皆經過電鍍及表面熱處理且在嚴格品質管制控制之下。



S Type
Special Heavy duty model #122

Description 型號 Code No.	Size 尺寸	Capacity 夾持力		Taper Mount No. DIN or Jacobs	Length (mm) 長度		Outer Dia (mm) 外徑	Weight (g) 重量
		mm	inch		Open 三爪(開)	Closed (關)		
12200-2	3S	0.3-3	1/64-1/8	JT1	44	48.5	24	110
12200-3	6S	0.3-6.5	1/64-1/4	JT1	62	68	33	300
12200-5	6S	0.3-6.5	1/64-1/4	B10	62	68	33	300
12201-1	8S	0.3-8	1/64-5/16	JT1	68	76	38	425
12201-2	8S	0.3-8	1/64-5/16	JT2S	68	76	38	425
12201-3	8S	0.3-8	1/64-5/16	B10	68	76	38	425
12201-4	8S	0.3-8	1/64-5/16	B12	68	76	38	425
12202-1	10S	0.3-10	1/64-3/8	JT2S	80	92	43	625
12202-2	10S	0.3-10	1/64-3/8	JT33	80	92	43	625
12202-3	10S	0.3-10	1/64-3/8	B10	80	92	43	625
12202-4	10S	0.3-10	1/64-3/8	B12	80	92	43	625
12202-5	10S	0.3-10	1/64-3/8	JT2	80	92	43	625
12202-6	10S	0.3-10	1/64-3/8	B16	80	92	43	625
12203-0	13S	0.3-13	1/64-1/2	JT2	90	102	50	1000
12203-1	13S	0.3-13	1/64-1/2	JT33	90	102	50	1000
12203-2	13S	0.3-13	1/64-1/2	JT6	90	102	50	1000
12203-3	13S	0.3-13	1/64-1/2	B12	90	102	50	1000
12203-4	13S	0.3-13	1/64-1/2	B16	90	102	50	1000
12205-1	16S	3-16	1/8-5/8	JT6	97	110	57	1320
12205-2	16S	3-16	1/8-5/8	JT3	97	110	57	1320
12205-3	16S	3-16	1/8-5/8	B16	97	110	57	1320
12205-4	16S	3-16	1/8-5/8	B18	97	110	57	1320
12205-5	16S	3-16	1/8-5/8	JT33	97	110	57	1320

#123 Keyless Taper Mount (錐孔) Heavy duty model 重型系列

Industrial design especially for milling machines and drilling machines. All hardened parts ensure long life and safety while in operation.

擁有工業（工學）之設計，特別是針對銑床及鑽床機械。所有堅固的組成部份必能確保操作期間此鑽夾頭之安全性及高長效使用壽命。



H Type
Heavy duty model #123

Description 型號 Code No.	Size 尺寸	Capacity 夾持力		Taper Mount No. DIN or Jacobs	Length (mm) 長度		Outer Dia (mm) 外徑	Weight (g) 重量
		mm	inch		Open 三爪(開)	Closed (關)		
12302-1	8H	0.3-8	1/64-5/16	JT1	68	76	38	410
12302-2	8H	0.3-8	1/64-5/16	JT2S	68	76	38	410
12302-3	8H	0.3-8	1/64-5/16	B10	68	76	38	410
12302-4	8H	0.3-8	1/64-5/16	B12	68	76	38	410
12303-0	10H	0.3-10	1/64-3/8	JT2	80	92	43	630
12303-1	10H	0.3-10	1/64-3/8	JT33	80	92	43	630
12303-2	10H	0.3-10	1/64-3/8	JT2S	80	92	43	630
12303-3	10H	0.3-10	1/64-3/8	B10	80	92	43	630
12303-4	10H	0.3-10	1/64-3/8	B12	80	92	43	630
12304-1	13H	0.3-13	1/64-1/2	JT33	90	102	49	940
12304-2	13H	0.3-13	1/64-1/2	JT6	90	102	49	940
12304-3	13H	0.3-13	1/64-1/2	B12	90	102	49	940
12304-4	13H	0.3-13	1/64-1/2	B16	90	102	49	940
12304-5	13H	0.3-13	1/64-1/2	JT2	90	102	49	940
12305-1	16H	3-16	1/8-5/8	JT6	97	110	55	1300
12305-2	16H	3-16	1/8-5/8	JT3	97	110	55	1300
12305-3	16H	3-16	1/8-5/8	B16	97	110	55	1300
12305-4	16H	3-16	1/8-5/8	B18	97	110	55	1300

#124 Keyless Taper Mount (錐孔) Medium duty model 中型系列



Code No.12404-2
12404-3

Code No.12404-2A
12404-3A

M Type
Medium duty model #124

Stable quality of tapered mounting, suitable for bench and pedestal drilling machines.

此錐孔規格之夾頭產品，擁有穩定之品質，適用於檯式鑽床及懸臂鑽床。

Description 品名 型號 Code No.	Size 尺寸	Capacity 夾持力		Taper Mount No. DIN or Jacobs	Length (mm) 長度		Outer Dia (mm) 外徑	Weight (g) 重量
		mm	inch		Open 三爪(開)	Closed (關)		
12404-1	13M	0.5-13	1/64-1/2	JT2	87	98.5	43	648
12404-2	13M	0.5-13	1/64-1/2	JT6	87	98.5	43	648
12404-2A	13M	0.5-13	1/64-1/2	JT6	87	98.5	43	648
12404-3	13M	0.5-13	1/64-1/2	B16	87	98.5	43	648
12404-3A	13M	0.5-13	1/64-1/2	B16	87	98.5	43	648
12404-4	13M	0.5-13	1/64-1/2	JT33	87	98.5	43	648

#125 Keyless Thread Mount (螺紋) Medium duty model 中型系列



Code No.12503-2
12503-3

Code No.12503-2A
12503-3A

M Type
Medium duty model #125

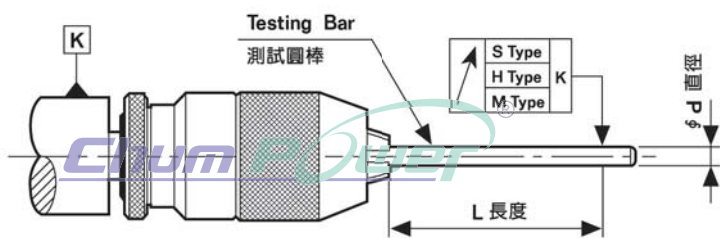
Stable quality of threaded mounting, suitable for bench and pedestal drilling machines.

此螺紋規格之夾頭產品，擁有穩定之品質，適用於檯式鑽床及懸臂鑽床。

Description 品名 型號 Code No.	Size 尺寸	Capacity 夾持力		Thread Mount	Length (mm) 長度		Outer Dia (mm) 外徑	Weight (g) 重量
		mm	inch		Open 三爪(開)	Closed (關)		
12503-2	13M	1-13	1/64-1/2	1/2-20UNF	79	94	43	650
12503-2A	13M	1-13	1/64-1/2	1/2-20UNF	79	94	43	650
12503-3	13M	1-13	1/64-1/2	3/8-24UNF	79	94	43	650
12503-3A	13M	1-13	1/64-1/2	3/8-24UNF	79	94	43	650

Keyless Drill Chuck Run Out Table Keyless 鑽夾頭同心度檢驗表

Capacity 夾持力 mm	φ d 直徑 mm	L 長度 mm	S Type	H Type	M Type
			↗	↗	↗
8	4	35	0.05	0.07	0.15
	6				
	8				
10	5	35	0.05	0.07	0.15
	6				
	10	58			
13	6	55	0.05	0.07	0.15
	10				
	13	75			
16	6	55	0.05	0.07	0.15
	10				
	16	80			



#126 Arbor Type (連柄一體式) Special Heavy duty model 特重型系列

Designed together with arbor structure makes its performance perfect for drilling press and machine center. Precisely machined and ground components ensure the tolerance and accuracy.

附有夾頭柄結構之設計，使得它更適於銑床及綜合切削機且有更趨於完美之表現。精密的機械工學和堅固耐用的組成確保了耐力及精度。



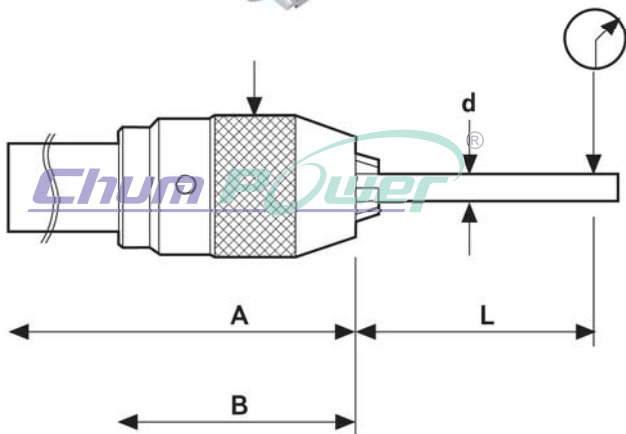
→ MT



→ D



→ R



Description 型號 Code No.	Type	Capacity 夾持力		Male Taper No. DIN or Jacobs	Length (mm) 長度			Weight (g) 重量	Spanner No. 適用勾板手
		mm	inch		A	B	D (mm) 外徑		
12601	8S	0.3-8	1/64-5/16	MT2	142	61	37	400	12802
12601-1	10S	0.3-10	1/64-3/8	MT2	151	70	43	700	12804
12602	13S	0.3-13	1/64-1/2	MT3	180	81	50	1140	12806
12602-1	13S	0.3-13	1/64-1/2	MT2	162	81	50	1010	12806
12603	13S	0.3-13	1/64-1/2	MT4	206	81	50	1490	12806
12604	16S	3-16	1/8-5/8	MT3	186	85	58	1445	12808
12605	16S	3-16	1/8-5/8	MT4	212	85	58	1770	12808

MT:莫氏錐度柄

Description 型號 Code No.	Type	Capacity 夾持力		Male Taper No. DIN or Jacobs	Length (mm) 長度			Weight (g) 重量	Spanner No. 適用勾板手
		mm	inch		A	B	D (mm) 外徑		
12605-1	3S	0.3-3	1/64-1/8	D12	88.5	38.5	24	140	
12605-2	6S	0.3-6.5	1/64-1/4	D16	104	54	33	334	12801
12606	8S	0.3-8	1/64-5/16	D20	121	61	37	510	12802
12607	13S	0.3-13	1/64-1/2	D20	141	81	50	1030	12806
12608	13S	0.3-13	1/64-1/2	D25	160	81	50	1190	12806
12609	13S	0.3-13	1/64-1/2	D32	162	81	50	1405	12806
12610	16S	3-16	1/8-5/8	D20	145	85	58	1330	12808
12611	16S	3-16	1/8-5/8	D25	165	85	58	1480	12808
12612	16S	3-16	1/8-5/8	D32	167	85	58	1700	12808

D:直柄

Description 型號 Code No.	Type	Capacity 夾持力		Male Taper No. DIN or Jacobs	Length (mm) 長度			Weight (g) 重量	Spanner No. 適用勾板手
		mm	inch		A	B	D (mm) 外徑		
12613	13S	0.3-13	1/64-1/2	R8	182	81	50	1260	12806
12614	16S	3-16	1/8-5/8	R8	188	85	58	1530	12808

R:不規則柄

Run Out Inspection Table 同心度檢驗表

Type	φ d 直徑 mm	L 長度 mm	Max Run-Out 最大同心度 mm
3S	1.5	30	0.05
	3		
6S	3	35	0.05
	4		
8S	4	35	0.05
	6		
	8		
10S	5	35	0.05
	6		
	10		
13S	6	55	0.05
	10		
	13		
16S	6	55	0.05
	10		
	16		

#127 Tool Shank Type (帶刀柄式) Heavy duty & Special heavy duty model 重型及特重型系列



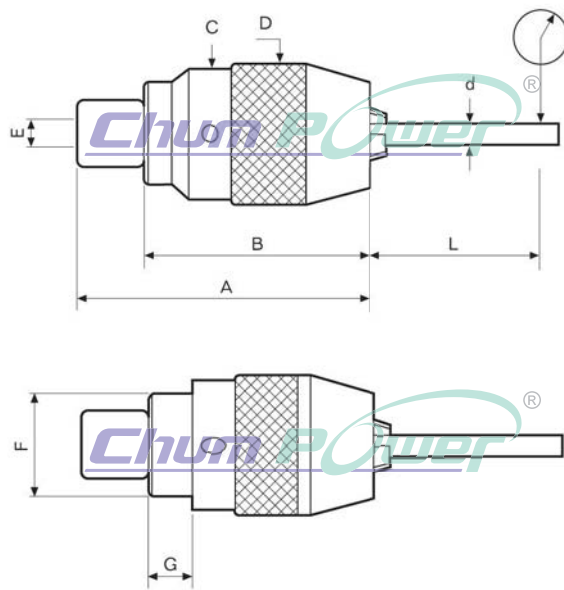
組接示意圖

Multi-choices of mounting specification offers quick changeover on machine center.

擁有可搭配不同刀柄座規格之多重選擇；當您使用於綜合切削機時，它能讓您迅速地更換。

Keyless Drill Chuck Run Out Table
Keyless 鑽夾頭同心度檢驗表

Type	直徑 mm	L 長度 mm	S Type
			↗
6S	3	35	0.05
	6		
	8		
8S	4	35	0.05
	6	50	
	8		
10S	5	35	0.05
	6	58	
	10		
13S	6	55	0.05
	10	75	
	13		
16S	6	55	0.05
	10	80	
	16		



Description 型號 Code No.	品名 Type	Capacity 夾持力		Male Taper	A mm	B mm	C mm	D mm	E mm	F mm	G mm	Weight (g) 重量	Spanner No. 適用勾板手
		mm	inch										
12700	6S	0.3-6.5	1/64-1/4	MT2	78	54	32	33.5	M6 P1.0	26.5	7.5	300	12801
12701	8S	0.3-8	1/64-5/16	MT2	85	60.5	36	37.5	M6 P1.0	30	10	400	12802
12702	10S	0.3-10	1/64-3/8	MT2	95	70	41	43	M6 P1.0	34	13	650	12804
12703	13S	0.3-13	1/64-1/2	MT3	107.5	80.5	48	50.5	M8 P1.25	38	15	960	12806
12704	16S	3-16	1/8-5/8	MT3	112	85	54	57	M8 P1.25	43	16	1250	12808

#128 Hook wrench (勾板手系列) Hook wrench model

Description 型號 Code No.	品名 Type	Weight (g) 重量
12801	6S	70
12802	8S	82
12804	10S	105
12806	13S	120
12808	16S	110



#129 Stainless Steel Drill Chuck 不鏽鋼系列

Key Type Taper & Thread Mount 錐孔&螺紋



Code No. 12900



Code No. 12901
Code No. 12901-1



Code No. 12902
Code No. 12902-3



Code No. 12902-1
Code No. 12902-2

Description 型號 Code No.	品名 Size 尺寸	Capacity 夾持力		Taper & Thread Mount No. DIN or Jacobs	Length (mm) 長度		Outer Dia (mm) 外徑	Weight (g) 重量	Key Size 適用板手
		mm	inch		Open 三爪(開)	Closed (關)			
12900	4MTP	0.3-4	1/64-5/32	JT0	28	35	22	50	T0
12901	6MTP	0.3-6.5	1/64-1/4	JT1	40	49	32	125	T1
12901-1	6MTH	0.3-6.5	1/64-1/4	3/8-24UNF	40	49	32	130	T1
12902	10MTP	0.3-10	1/64-3/8	JT2S	51	63	39	250	T2
12902-1	10MTP	0.3-10	1/64-3/8	D13	57	69	37	250	S1
12902-2	10MTP	0.3-10	1/64-3/8	D15	57	69	37	250	S2
12902-3	10MTH	0.3-10	1/64-3/8	3/8-24UNF	51	63	39	250	T2

#130 Stainless Steel Drill Chuck 不鏽鋼系列

Keyless Taper & Thread Mount 錐孔&螺紋

Description 型號 Code No.	品名 Size 尺寸	Capacity 夾持力		Taper & Thread Mount No. DIN or Jacobs	Length (mm) 長度		Outer Dia (mm) 外徑	Weight (g) 重量
		mm	inch		Open 三爪(開)	Closed (關)		
13000	3S	0.3-3	1/64-1/8	JT0	44	50	30	110
13003	3S	0.3-3	1/64-1/8	JT1	44	48.5	24	110
13006	6S	0.3-6.5	1/64-1/4	JT1	62	68	33	300



Code No. 13000



Code No. 13006

#200 Hand-Tighten Type (手鎖式系列)



Perfect application for DIY and professional field.
 Featured with high quality and performance plastic sleeve which prevents it from rusting.
 The torque, accuracy and gripping power is higher than conventional key type chucks.

可完美地應用於DIY及專業手工具範疇
 以高品質及可預防生鏽之塑鋼外殼為其特色
 不論扭力、精度及夾持力皆優於傳統Key Type鑽夾頭

Description 品名 型號 Code No.	Size 尺寸	Capacity 夾持力		Thread Mount 螺紋組接	Length (mm) 長度		Outer Dia (mm) 外徑	Weight (g) 重量
		mm	inch		Open 三爪(開)	Closed (關)		
20001	10LTH-H	1.5-10	1/16-3/8	3/8×24UNF	53	61	43	180
20002	13LTH-H	1.5-13	1/16-1/2	3/8×24UNF	65	73	45	250
20003	10LTH-H	1.5-10	1/16-3/8	1/2×20UNF	53	61	43	180
20004	13LTH-H	1.5-13	1/16-1/2	1/2×20UNF	65	73	45	250

Titanium Jaws Chuck 鈦極系列

#122 Keyless Taper Mount (錐孔) Special Heavy duty model 特重型系列

Extremely high accuracy and precision design, suitable for CNC machines and machine center. All parts are ground, heat treated, surface treated and under specific QC condition.

The clamping three jaws adopt high tech Titanium.

The benefit of adopting Titanium is to increase the intensity and wear-resistance.

十分高精密之設計，適用於CNC及綜合切削機。
 所有構成部份皆經過電鍍及表面熱處理且在嚴格品質管制控制之下。
 夾爪採用高科技的鈦合金鍍膜，可使夾爪更耐磨耐用及確保精度。



S Type
 Special Heavy duty model #122

Description 品名 型號 Code No.	Size 尺寸	Capacity 夾持力		Taper Mount No. DIN or Jacobs	Length (mm) 長度		Outer Dia (mm) 外徑	Weight (g) 重量
		mm	inch		Open 三爪(開)	Closed (關)		
1222001	3S	0.3-3	1/64-1/8	JT0	44	48.5	24	110
1222002	3S	0.3-3	1/64-1/8	JT1	44	48.5	24	110
1222101	6S	0.3-6.5	1/64-1/4	JT1	62	68	33	300
1222152	6S	0.3-6.5	1/64-1/4	B10	62	68	33	300
1222201	8S	0.3-8	1/64-5/16	JT1	68	76	38	425
1222202	8S	0.3-8	1/64-5/16	JT2S	68	76	38	425
1222203	8S	0.3-8	1/64-5/16	B10	68	76	38	425
1222204	8S	0.3-8	1/64-5/16	B12	68	76	38	425
1222301	10S	0.3-10	1/64-3/8	JT2S	80	92	43	625
1222302	10S	0.3-10	1/64-3/8	JT33	80	92	43	625
1222303	10S	0.3-10	1/64-3/8	B10	80	92	43	625
1222304	10S	0.3-10	1/64-3/8	B12	80	92	43	625
1222305	10S	0.3-10	1/64-3/8	JT2	80	92	43	625
1222306	10S	0.3-10	1/64-3/8	B16	80	92	43	625
1222401	13S	0.3-13	1/64-1/2	JT2	90	102	50	1000
1222402	13S	0.3-13	1/64-1/2	JT33	90	102	50	1000
1222403	13S	0.3-13	1/64-1/2	JT6	90	102	50	1000
1222404	13S	0.3-13	1/64-1/2	B12	90	102	50	1000
1222405	13S	0.3-13	1/64-1/2	B16	90	102	50	1000
1222501	16S	3-16	1/8-5/8	JT6	97	110	57	1320
1222502	16S	3-16	1/8-5/8	JT3	97	110	57	1320
1222503	16S	3-16	1/8-5/8	B16	97	110	57	1320
1222504	16S	3-16	1/8-5/8	B18	97	110	57	1320
1222555	16S	3-16	1/8-5/8	JT33	97	110	57	1320

Titanium Jaws Chuck 鈦極系列

#126 Arbor Type (連柄一體式) Special Heavy duty model 特重型系列

Designed together with arbor structure makes its performance perfect for drilling press and machine center. Precisely machined and ground components ensure the tolerance and accuracy. The clamping three jaws adopt high tech Titanium. The benefit of adopting Titanium is to increase the intensity and wear-resistance.

附有夾頭柄結構之設計，使得它更適於銑床及綜合切削機且有更趨於完美之美現。精密的機械工學和堅固耐用的組成確保了杓力及精度。

夾爪採用高科技的鈦合金鍍膜，可使夾爪更耐磨耐用及確保精度。



Description 品名 型號 Code No.	Type	Capacity 夾持力		Male Taper No. DIN or Jacobs	Length (mm) 長度			Weight (g) 重量	Spanner No. 適用勾板手
		mm	inch		A	B	D (mm) 外徑		
1262201	8S	0.3-8	1/64-5/16	MT2	142	61	37	400	12802
1262301	10S	0.3-10	1/64-3/8	MT2	151	70	43	700	12804
1262401	13S	0.3-13	1/64-1/2	MT2	180	81	50	1140	12806
1262402	13S	0.3-13	1/64-1/2	MT3	162	81	50	1010	12806
1262403	13S	0.3-13	1/64-1/2	MT4	206	81	50	1490	12806
1262501	16S	3-16	1/8-5/8	MT3	186	85	58	1445	12808
1262502	16S	3-16	1/8-5/8	MT4	212	85	58	1770	12808

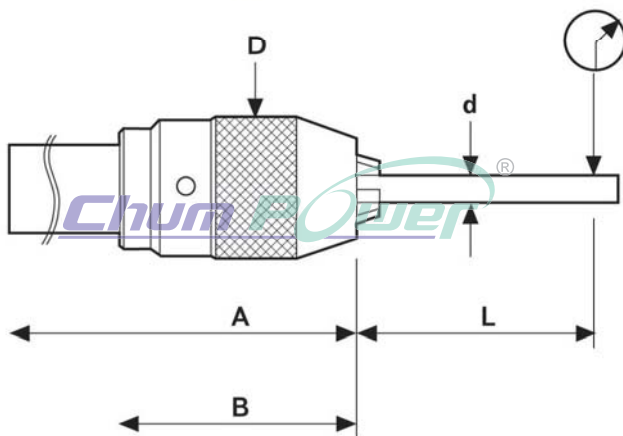
MT:莫氏錐度柄

Description 品名 型號 Code No.	Type	Capacity 夾持力		Male Taper No. DIN or Jacobs	Length (mm) 長度			Weight (g) 重量	Spanner No. 適用勾板手
		mm	inch		A	B	D (mm) 外徑		
1262001	3S	0.3-3	1/64-1/8	D12	88.5	38.5	24	140	
1262101	6S	0.3-6.5	1/64-1/4	D16	104	54	33	334	12801
1262202	8S	0.3-8	1/64-5/16	D20	121	61	37	510	12802
1262404	13S	0.3-13	1/64-1/2	D20	141	81	50	1030	12806
1262405	13S	0.3-13	1/64-1/2	D25	160	81	50	1190	12806
1262406	13S	0.3-16	1/64-1/2	D32	162	81	50	1405	12806
1262503	16S	3-16	1/8-5/8	D20	145	85	58	1330	12808
1262504	16S	3-16	1/8-5/8	D25	165	85	58	1480	12808
1262505	16S	3-16	1/8-5/8	D32	167	85	58	1700	12808

D:直柄

Description 品名 型號 Code No.	Type	Capacity 夾持力		Male Taper No. DIN or Jacobs	Length (mm) 長度			Weight (g) 重量	Spanner No. 適用勾板手
		mm	inch		A	B	D (mm) 外徑		
1262407	13S	0.3-13	1/64-1/2	R8	182	81	50	1260	12806
1262506	16S	3-16	1/8-5/8	R8	188	85	58	1530	12808

R:不規則柄



Run Out Inspection Table 同心度檢驗表

Type	φ d 直徑 mm	L 長度 mm	Max Run-Out 最大同心度 mm
3S	1.5	30	0.05
	3		
6S	3	35	0.05
	4		
	6		
8S	4	35	0.05
	6		
	8	50	
10S	5	35	0.05
	6		
	10	58	
13S	6	55	0.05
	10		
	13	75	
16S	6	55	0.05
	10		
	16	80	

Titanium Jaws Chuck 鈦極系列

#127 Tool Shank Type (帶刀柄式) Heavy duty & Special heavy duty model 重型及特重型系列

Multi-choices of mounting specification offers quick changeover on machine center.
The clamping three jaws adopt high tech Titanium.
The benefit of adopting Titanium is to increase the intensity and wear-resistance.

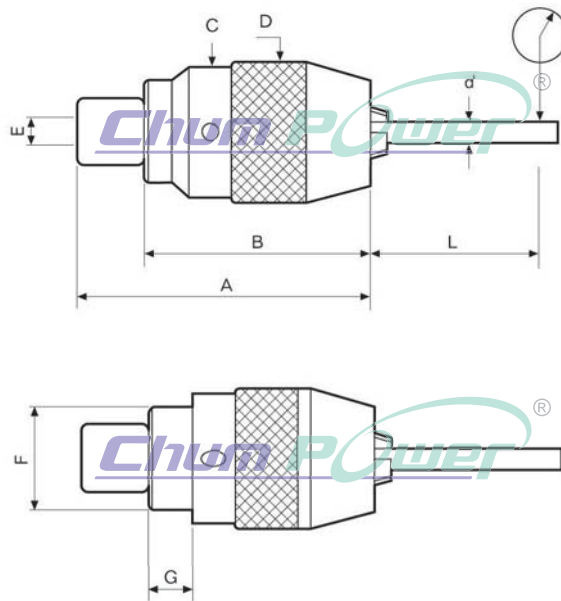
擁有可搭配不同刀柄座規格之多重選擇；當您使用於綜合切削機時，它讓您迅速地更換。
夾爪採用高科技的鈦合金鍍膜，可使夾爪更耐磨耐用及確保精度。



組接示意圖

Keyless Drill Chuck Run Out Table
Keyless 鑽夾頭同心度檢驗表

Type	φ d 直徑 mm	L 長度 mm	S Type
			↗
6S	3	35	0.05
	6		
	8		
8S	4	35	0.05
	6		
	8		
10S	5	35	0.05
	6		
	10		
13S	6	55	0.05
	10		
	13		
16S	6	55	0.05
	10		
	16		



Description 型號 Code No.	品名 Type	Capacity 夾持力		Male Taper	A mm	B mm	C mm	D mm	E mm	F mm	G mm	Weight (g) 重量	Spanner No. 適用勾板手
		mm	inch										
1272101	6S	0.3-6.5	1/64-1/4	MT2	78	54	32	33.5	M6 P1.0	26.5	7.5	300	12801
1272201	8S	0.3-8	1/64-5/16	MT2	85	60.5	36	37.5	M6 P1.0	30	10	400	12802
1272301	10S	0.3-10	1/64-3/8	MT2	95	70	41	43	M6 P1.0	34	13	650	12804
1272401	13S	0.3-13	1/64-1/2	MT3	107.5	80.5	48	50.5	M8 P1.25	38	15	960	12806
1272501	16S	3-16	1/8-5/8	MT3	112	85	54	57	M8 P1.25	43	16	1250	12808